




### Réduction inox Femelle/Mâle

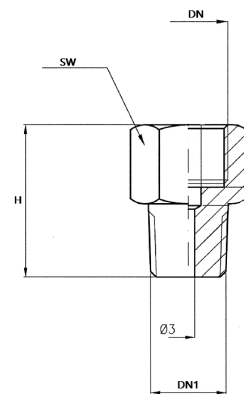
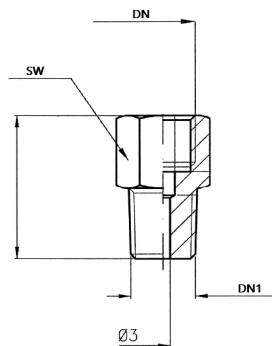
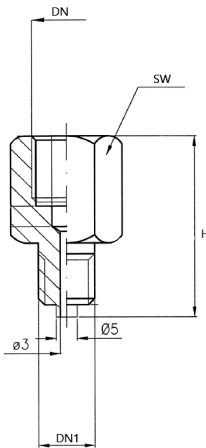
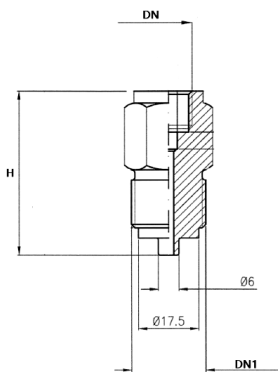
**Utilisation:**

Sur circuit de liquide, gaz ou vapeur.



#### DIMENSIONS (mm) - PN 500

Réf	246IC-815	246IC-158	246I-88N	246I-1515N
H	41	41	30	42
SW	22	27	17	27
DN	1/4"G	1/2"G	1/4"G	1/2"G
DN1	1/2"G	1/4"G	1/4"NPT	1/2"NPT



Toutes les données correspondent aux règles de l'art actuel.  
Nous nous réservons le droit de changement.